

JF12-100

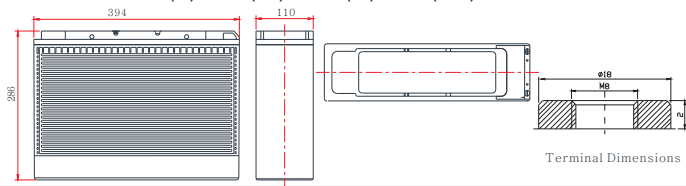


General Features

- › Narrow structure and front terminal design, suitable for 19-inch and 23-inch standard cabinets
- › High corrosion resistant performance: Pb-Ca multi-alloy grid
- › Excellent charge acceptance ability
- › Excellent deep cycle discharge capability
- › Strong high and low temperature performance
- › Precision sealing technology
- › Long life



Dimension: 394(L)×110(W)×286(H)×286(TH) Unit: mm



Applications

- › Telecom outdoor integration site
- › Power systems
- › UPS/EPS
- › Emergency lighting、Auto control system
- › Solar/wind generating storage cyclic
- › Other general purpose

Specification

Nominal Voltage	12V		
Nominal Capacity	100Ah		
Design life	10 years		
Terminal	M8		
Approx. Weight	Approx 31.0kg (68.3lbs)		
Container Material	ABS		
Rated Capacity	100Ah	10Hour Rate	(10.0A to 10.8V)
	80.7Ah	3Hour Rate	(26.9A to 10.8V)
	65.5Ah	1Hour Rate	(65.5A to 10.5V)
Internal resistance	Full charged at 25°C: 5.50mΩ		
Max. Discharge Current	1200A(5S)		
Operating Temperature	Discharge: -20 ~50°C(-4~ 122°F)		
	Charge: -20 ~50°C(-4~ 122°F)		
	Storage: -20 ~50°C(-4~ 122°F)		
Charge current:	Max. 25A ; Recom. 10A		
Charge Method (25°C)	Float Charge: 13.5-13.8V, recom. 13.8V(-18mV/°C)		
	Equalize charge: 13.8-14.1V, recom. 14.1V(-24mV/°C)		
	Cycle charge: 14.4-15.0V, recom. 14.7V(-30mV/°C)		
Self discharge	3% of capacity declined per month at 25°C		

Constant Current Discharge Characteristics Unit: A (25°C, 77°F)

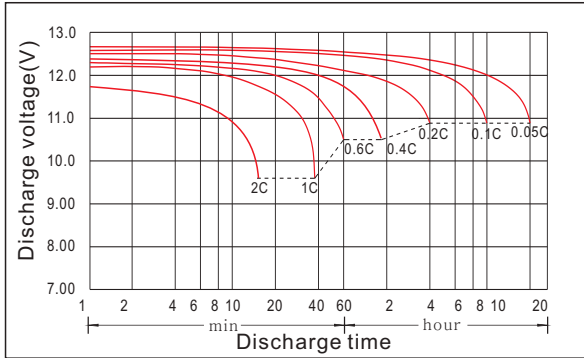
FV/Time	5min	15min	30min	1h	2h	3h	5h	8h	10h	20h
1.60V	352	189	115	67.3	38.6	28.0	18.8	12.4	10.4	5.46
1.65V	342	184	113	66.9	38.4	27.7	18.6	12.3	10.3	5.43
1.70V	328	180	111	66.4	38.1	27.3	18.4	12.2	10.2	5.40
1.75V	302	174	110	65.5	37.5	27.0	18.2	12.1	10.1	5.38
1.80V	270	162	105	63.8	36.8	26.9	17.7	12.0	10.0	5.35
1.85V	241	144	96.2	59.1	35.0	25.3	16.9	11.5	9.70	5.26

Constant Power Discharge Characteristics Unit: W/cell (25°C, 77°F)

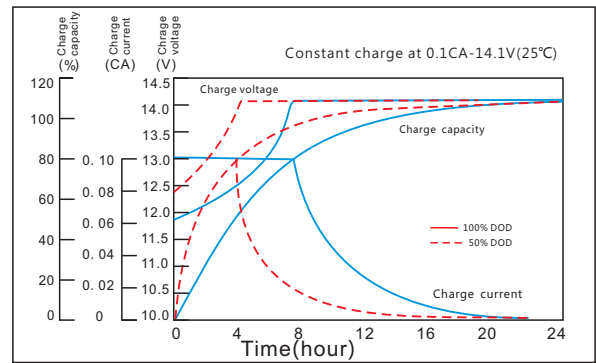
FV/Time	5min	15min	30min	1h	2h	3h	5h	8h	10h	20h
1.60V	591	333	208	127	73.0	53.3	35.7	24.0	20.0	10.8
1.65V	568	328	206	126	72.8	52.6	35.5	23.8	19.8	10.8
1.70V	565	324	206	125	72.5	52.3	35.2	23.7	19.6	10.7
1.75V	527	322	205	124	72.1	52.0	35.0	23.5	19.4	10.7
1.80V	484	304	201	123	71.9	51.8	34.6	23.3	19.2	10.6
1.85V	432	272	184	115	68.7	49.3	33.0	22.5	18.9	10.5

JF12-100

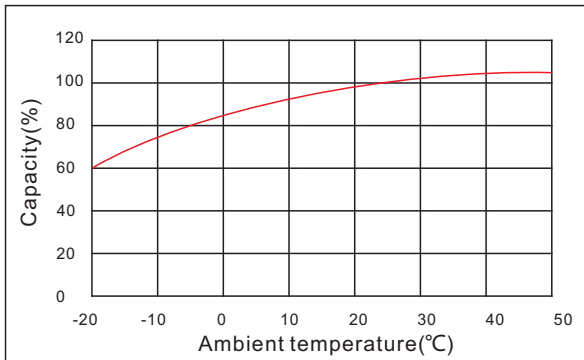
Discharge characteristic



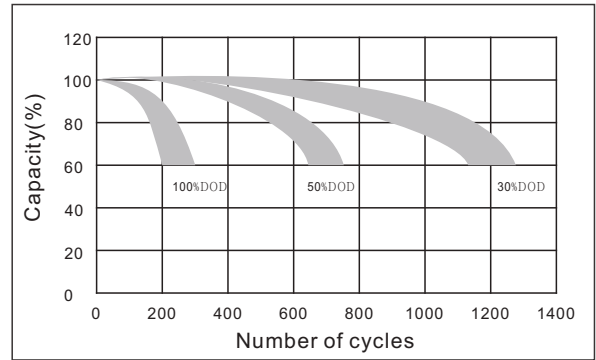
Charging characteristic



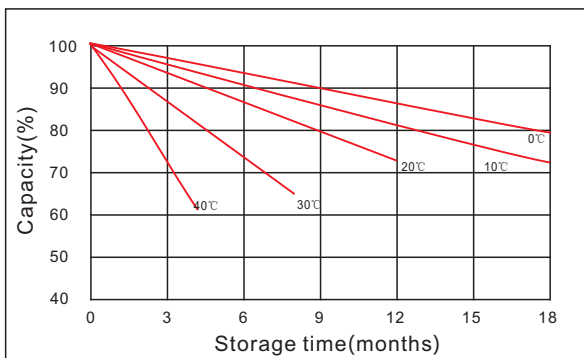
The effect of temperature on capacity



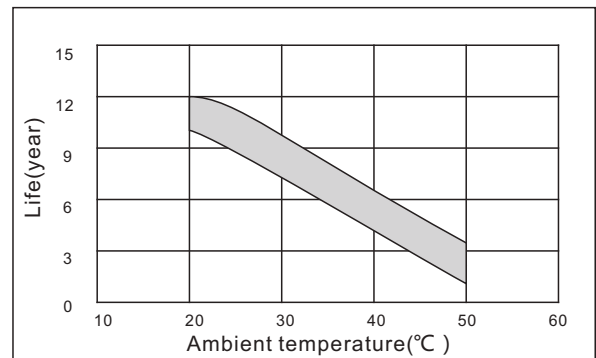
The effect of discharge depth on cycle life



Curves of self-discharge



The effect of temperature on float life



www.kijo.com.cn info@kijo.com.cn

Jiangxi Jingjiu Power Science&Technology Co. Ltd.
Add: 1388 Fushan No.1 Street, Xiaolan Economic Development Zone, Nanchang City, Jiangxi Province, China.

+86-791-85982779 +86-791-85989842

Jiangxi Jingjiu Power (Jiujiang) Co. Ltd.
Add: Xiwang Rd, Aicheng Industrial Park, Yongxiu Country, jiujiang City, Jiangxi Province, China.

